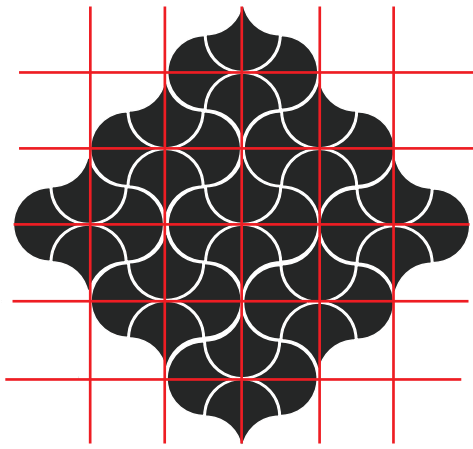


## Moroccan Fish Scale Wave Pattern Installation Guide


### 1 VISUALIZE YOUR LINES

Think of the fish scales as a grid with where the tips of the fish scales are both the horizontal and vertical lines of the grid.

LARGE FISH SCALES

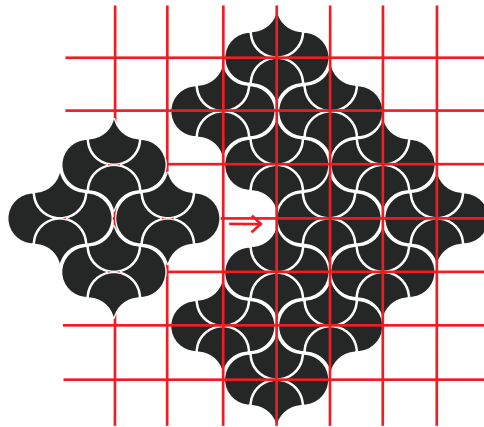


MEDIUM FISH SCALES



### 2 DRY LAYOUT

Start with doing a **dry layout**. Visualize this grid as you place the tiles next to each other.



#### ★ TIPS

- Keep an eye on the variation of your sheets when doing a dry layout. Adjust sheets as needed.
- As you move further along, use a tape measure to keep an eye on where the tiles are landing, adjusting as needed so the grid is consistent.
- Use a level to keep your rows perfectly even.